N178 ≅ N595

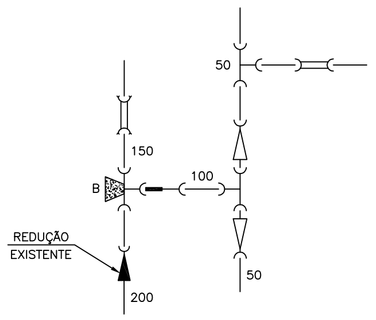

01 T PVC JE BBB DN50
01 T PVC JE BBB DN100
01 T F*F* JE BBB DN150x100
01 LCR PVC JE DN50
01 LCR F*F* JM DN150
02 RD PVC JE PB DN100x50
01 AD PVC JExF*F* BP DN100x100

N169 ≅ N1406

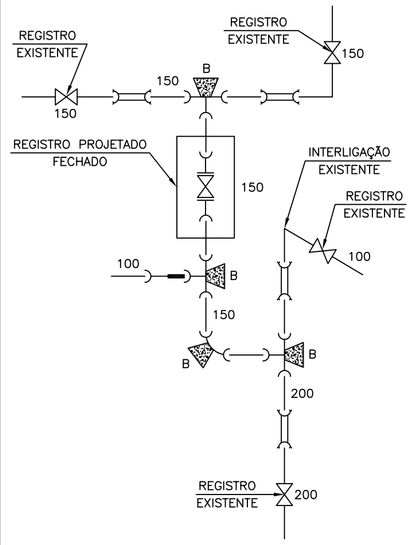

01 T F*F* JE BBB DN150
01 T F*F* JE BBB DN150x100
01 T F*F* JE BBB DN200x150
02 LCR F*F* JM DN150
02 LCR F*F* JM DN200
01 C F*F* JE BB 90° DN150
02 E F*F* JE BF DN150
01 AD PVC JExF*F* BP DN100x100
01 REG. F*F* FF C/ CUNHA DE BORRACHA DN150

N193

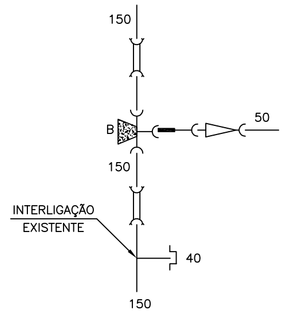

01 T F*F* JE BBB DN150x80
02 LCR F*F* JM DN150
01 RD PVC JE BB DN75x50
01 AD PVC JExF*F* BP DN75x80
01 K PVC SOLDÁVEL DN40

N1407

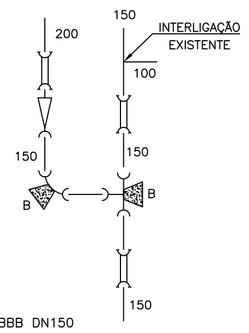

01 T F*F* JE BBB DN150
01 LCR F*F* JM DN200
02 LCR F*F* JM DN150
01 C F*F* JE BB 90° DN150
01 RD F*F* JE PB DN200x150

N203

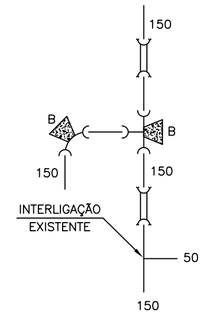

01 T F*F* JE BBB DN150
02 LCR F*F* JM DN150
01 C F*F* JE BB 90° DN150

N577a

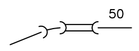

01 LCR PVC JE DN50
01 C PVC JE PB 22° DN50

N174 ≅ N1538

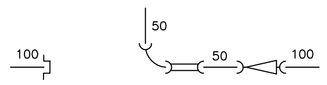

01 LCR PVC JE DN50
01 C PVC JE PB 90° DN50
01 RD PVC JE BB DN100x50
01 K PVC JE DN100

N1557 ≅ N1413/N1178 ≅ N1559

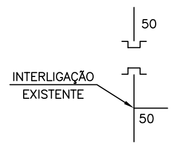

02 K PVC JE DN50

N1551

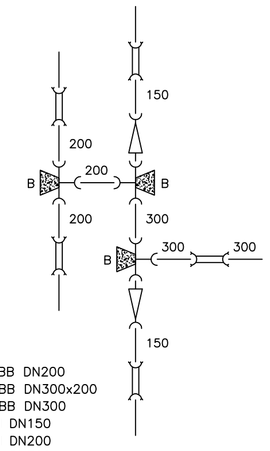

01 T F*F* JE BBB DN200
01 T F*F* JE BBB DN300x200
01 T F*F* JE BBB DN300
02 LCR F*F* JM DN150
02 LCR F*F* JM DN200
01 LCR F*F* JM DN300
02 RD F*F* JE PB DN300x150

N1062 ≅ N199

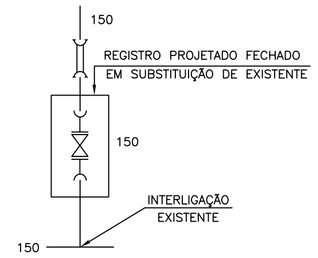

01 LCR F*F* JM DN150
02 E F*F* JE FB DN150
01 REG. F*F* FF C/ CUNHA DE BORRACHA DN150

N1402

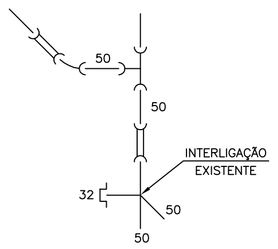

01 T PVC JE BBB DN50
02 LCR PVC JE DN50
01 C PVC JE PB 45° DN50
01 K PVC SOLDÁVEL DN32

N521 ≅ N1560

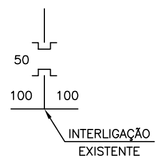

02 K PVC JE DN50

N604 ≅ N1399

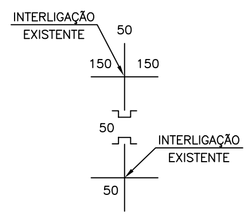

02 K PVC JE DN50

N549 ≅ N1558

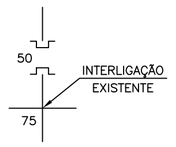

02 K PVC JE DN50

N207 ≅ N1132

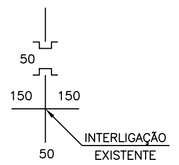

02 K PVC JE DN50

N1392

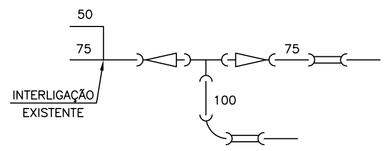

01 T PVC JE BBB DN100
01 LCR PVC JE DN75
01 LCR PVC JE DN100
01 C PVC JE PB 90° DN100
02 RD PVC JE PB DN100x75

N591/N592/N593

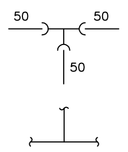

01 T PVC JE BBB DN50

N192 ≅ N1172

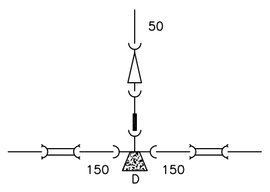

01 T F*F* JE BBB DN150x80
02 LCR F*F* JM DN150
01 RD PVC JE PB DN75x50
01 AD PVC JExF*F* BP DN75x80

N1447/N1472/N1173/N1471

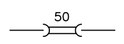

01 LCR PVC JE DN50

N545

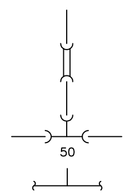

01 T PVC JE BBB DN50
01 LCR PVC JE DN50

N15

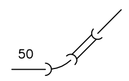

01 LCR PVC JE DN50
01 C PVC JE PB 45° DN50

N204

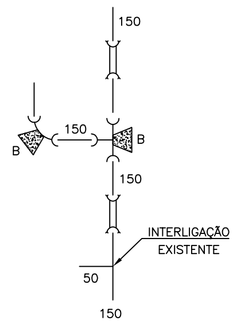

01 T F*F* JE BBB DN150
02 LCR F*F* JM DN150
01 C PVC JE BB 90° DN150

LEGENDA

- REDE PROJETADA–2025
- REDE EM SUBSTITUIÇÃO
  - DN 50 mm
  - DN 75 mm
  - DN 100 mm
  - DN 150 mm
  - DN ≥ 200 mm
- REDE EXISTENTE
- REDE A SER DESATIVADA
- CAIXA PARA PROTEÇÃO/MANUTENÇÃO
- BLOCOS DE ANCORAGEM

NOTAS

1. PRESSÃO DE SERVIÇO PARA DIMENSIONAMENTO DOS BLOCOS DE ANCORAGEM: A=30mca, B=50mca, C=70mca, D=90mca, E=100mca.

ESTE DESENHO É PROPRIEDADE DA COMPANHIA ESPIRITO SANTENSE DE SANEAMENTO – CESAN E NÃO PODE SER COPIADO SEM SUA AUTORIZAÇÃO.

NÚMEROS	TÍTULOS
PRINCIPAIS DESENHOS DE REFERÊNCIA	

Nº	LOCAL	DISCRIMINAÇÃO	DES.	DIV.	GER.	DATA
REVISÃO						

CANCELA E SUBSTITUI O DESENHO NÚMERO:

CANCELADO E SUBSTITUÍDO PELO DESENHO NÚMERO:

CENTRO DE DOCUMENTAÇÃO
RECEBIDO: __/__/__
Nº DOC.: _____ ASS.: _____
APROVAÇÃO CESAN:
ASS.: _____ MATR.: _____
UNID.: _____ DATA: __/__/__
ESTA APROVAÇÃO NÃO ISENTA A CONTRATADA DE SUAS RESPONSABILIDADES LEGAIS.

EMITENTE: GANEM Engenharia Ltda

PROJETADO: LORENA SANTOS PEREIRA	COORDENADOR: ANA CLAUDIA JACOB
CREA: 019602/D REGIÃO: ES	CREA: 6668/D REGIÃO: ES
DESENHO: CRISTINA	Nº DES. PROJETISTA:
DATA: NOVEMBRO/11	

RESPONSÁVEL TÉCNICO: JULIO CESAR ALI GANEM
CREA: 24918/D REGIÃO: MG ART Nº: _____ DATA: _____

EMISSÃO CESAN	DATAS
PROJETADO:	
CREA:	
DESENHADO:	
VERIFICADO:	
DIVISÃO: ENG° LUCIANA CALLEGARI SPAVIER	
GERÊNCIA: ENG° Mª DA GLÓRIA BYRRO AUBIN	

CESAN

MUNICÍPIO: CARIACICA | DISTRITO: DIVERSOS | BAIRRO: DIVERSOS

NOME DO EMPREENDIMENTO: SISTEMA DE ABASTECIMENTO DE ÁGUA DA GRANDE VITÓRIA

TÍTULO: ANÁLISE OPERACIONAL DO SISTEMA
SETOR NOVA ROSA DA PENHA
REDE DE DISTRIBUIÇÃO DE ÁGUA
DETALHE DE NÓS (ANO 2025)

ESCALA:	FOLHA:	Nº CESAN	REV:
SEM ESCALA	06/17	C–045–000–80–5–XX–0555	02